



# Calibration Certificate

Certificate No. **96128**

Page 1 of 2 Pages

**Customer :** Lam Environmental Services Ltd

**Address :** 11/F, Centre Point, 181-185 Gloucester Road, Wanchai, Hong Kong.

**Order No. :** Q92434

**Date of receipt :** 24-Nov-09

## Item Tested

**Description :** Sound Level Calibrator ( EL469 )

**Manufacturer :** ACO

**Model :** --

**Serial No. :** 050213

## Test Conditions

**Date of Test :** 26-Nov-09

**Supply Voltage :** --

**Ambient Temperature :** (23 ± 3)°C

**Relative Humidity :** (50 ± 25) %

## Test Specifications

Calibration check.

Ref. Document/Procedure: F21, Z02.

## Test Results

All results were within the IEC 942 Class 1 specification after adjustment.

The results are shown in the attached page(s).

Main Test equipment used:

<u>Equipment No.</u>	<u>Description</u>	<u>Cert. No.</u>	<u>Due Date</u>	<u>Traceable to</u>
S014	Spectrum Analyzer	93091	18-Jun-10	NIM-PRC & SCL-HKSAR
S024	Sound Level Calibrator	93758	16-Jul-10	NIM-PRC & SCL-HKSAR
S041	Universal Counter	94005	6-Aug-10	SCL-HKSAR
S206	Sound Level Meter	93966	5-Aug-10	SCL-HKSAR

The values given in this Calibration Certificate only relate to the values measured at the time of the test and any uncertainties quoted will not include allowance for the equipment long term drift, variations with environmental changes, vibration and shock during transportation, overloading, mis-handling, or the capability of any other laboratory to repeat the measurement. Hong Kong Calibration Ltd. shall not be liable for any loss or damage resulting from the use of the equipment.

The test equipment used for calibration are traceable to International System of Units (SI).

The test results apply to the above Unit-Under-Test only

**Calibrated by :**   
P.F. Wong

**Approved by :**   
Dorothy Cheuk

Date: 27-Nov-09

This Certificate is issued by:

Hong Kong Calibration Ltd.

Unit 8B, 24/F., Well Fung Industrial Centre, No. 58-76, Ta Chuen Ping Street, Kwai Chung, NT, Hong Kong.

Tel: 2425 8801 Fax: 2425 8646

# Calibration Certificate

Certificate No. **96128**

Page 2 of 2 Pages

Results :

## 1. Level

UUT Nominal Value (dB)	Measured Value (dB)		IEC 942 Class 1 Spec.
	Before adjust.	After adjust.	
94	*93.52	94.11	± 0.3 dB

The above measured values are the mean of 3 measurements.

Uncertainty : ± 0.1 dB

## 2. Frequency

UUT Nominal Value	Measured Value	IEC 942 Class 1 Spec.
1 kHz	1.016 kHz	± 2 %

Uncertainty : ± 3.6 x 10<sup>-6</sup>

## 3. Level Stability : 0.0 dB

IEC 942 Class 1 Spec. : ± 0.1 dB

Uncertainty : ± 0.01 dB

## 4. Total Harmonic Distortion : < 2.9 %

IEC 942 Class 1 Spec. : < 3 %

Uncertainty : ± 2.3 % of reading

Remark : 1. UUT : Unit-Under-Test

2. The uncertainty claimed is for a confidence probability of not less than 95%.

3. Atmospheric Pressure : 1010 hPa.

4. \*Out of Specification.

----- END -----



# Calibration Certificate

Certificate No. **96127**

Page 1 of 4 Pages

**Customer :** Lam Environmental Services Ltd

**Address :** 11/F, Centre Point, 181-185 Gloucester Road, Wanchai, Hong Kong.

**Order No. :** Q92434

**Date of receipt :** 24-Nov-09

## Item Tested

**Description :** Precision Integrating Sound Level Meter

**Manufacturer :** ACO

**Model :** Type 6224

**Serial No. :** 30148

## Test Conditions

**Date of Test :** 26-Nov-09

**Supply Voltage :** --

**Ambient Temperature :** (23 ± 3)°C

**Relative Humidity :** (50 ± 25) %

## Test Specifications

Calibration check.

Ref. Document/Procedure: Z01.

## Test Results

All results were within the IEC 651 Type 1 & 804 Type I Specification.

The results are shown in the attached page(s).

Main Test equipment used:

<u>Equipment No.</u>	<u>Description</u>	<u>Cert. No.</u>	<u>Due Date</u>	<u>Traceable to</u>
S017	Multi-Function Generator	C081456	18-Mar-10	SCL-HKSAR
S024	Sound Level Calibrator	93758	16-Jul-10	NIM-PRC & SCL-HKSAR

The values given in this Calibration Certificate only relate to the values measured at the time of the test and any uncertainties quoted will not include allowance for the equipment long term drift, variations with environmental changes, vibration and shock during transportation, overloading, mis-handling, or the capability of any other laboratory to repeat the measurement. Hong Kong Calibration Ltd. shall not be liable for any loss or damage resulting from the use of the equipment.

The test equipment used for calibration are traceable to International System of Units (SI).

The test results apply to the above Unit-Under-Test only

**Calibrated by :**   
P.F. Wong

**Approved by :**   
Dorothy Cheuk

**Date:** 27-Nov-09

This Certificate is issued by:  
Hong Kong Calibration Ltd.

Unit 8B, 24/F., Well Fung Industrial Centre, No. 58-76, Ta Chuen Ping Street, Kwai Chung, NT, Hong Kong.  
Tel: 2425 8801 Fax: 2425 8646

# Calibration Certificate

Certificate No. **96127**

Page 2 of 4 Pages

Results :

## 1. SPL Accuracy

UUT Setting			Applied Value (dB)	UUT Reading (dB)
Level Range (dB)	Weight	Time Const.		
20 – 100	L <sub>A</sub>	Fast	94.03	94.3
		Slow		94.3
	L <sub>C</sub>	Fast		94.3
30 – 120	L <sub>A</sub>	Fast	94.03	94.5
		Slow		94.5
	L <sub>C</sub>	Fast		94.5
30 – 120	L <sub>A</sub>	Fast	113.97	114.2
		Slow		114.2
	L <sub>C</sub>	Fast		114.2

IEC 651 Type 1 Spec. :  $\pm 0.7$  dB

Uncertainty :  $\pm 0.1$  dB

## 2. Level Stability : 0.0 dB

IEC 651 Type 1 Spec. :  $\pm 0.3$  dB

Uncertainty :  $\pm 0.01$  dB

## 3. Linearity

### 3.1 Level Linearity

UUT Range (dB)	Applied Value (dB)	UUT Rdg (dB)	Variation (dB)	IEC 651 Type 1 Spec. (Primary Indicator Range)
140	114.0	114.6	+0.1	$\pm 0.7$ dB
130	104.0	104.7	+0.2	
120	94.0	94.5 (Ref.)	--	
110	84.0	84.5	0.0	
100	74.0	74.2	-0.3	
90	64.0	64.0	-0.5	
80	54.0	54.0	-0.5	

Uncertainty :  $\pm 0.1$  dB

# Calibration Certificate

Certificate No. **96127**

Page 3 of 4 Pages

## 3.2 Differential level linearity

UUT Range	Applied Value (dB)	UUT Rdg (dB)	Variation (dB)	IEC 651 Type 1 Spec.
120	84.0	84.4	-0.1	± 0.4
	94.0	94.5 (Ref.)	--	
	95.0	95.5	0.0	± 0.2
	104.0	104.5	0.0	± 0.3
	105.0	105.5	0.0	± 1.0

Uncertainty : ± 0.1 dB

## 4. Frequency Weighting

A weighting

Frequency	Attenuation (dB)	IEC 651 Type 1 Spec.
31.5 Hz	-39.0	- 39.4 dB, ± 1.5 dB
63 Hz	-25.8	- 26.2 dB, ± 1.5 dB
125 Hz	-15.7	- 16.1 dB, ± 1 dB
250 Hz	-8.3	- 8.6 dB, ± 1 dB
500 Hz	-3.0	- 3.2 dB, ± 1 dB
1 kHz	0.0 (Ref)	0 dB, ± 1 dB
2 kHz	+1.2	+ 1.2 dB, ± 1 dB
4 kHz	+0.8	+ 1.0 dB, ± 1 dB
8 kHz	-1.3	- 1.1 dB, + 1.5 dB ~ -3 dB
16 kHz	-5.9	- 6.6 dB, + 3 dB ~ - ∞

Uncertainty : ± 0.1 dB



# Calibration Certificate

Certificate No. 96127

Page 4 of 4 Pages

## 4. Time Averaging

Applied Burst duty Factor	Applied Leq Value (dB)	UUT Reading (dB)	IEC 804 Type 1 Spec.
continuous	40.0	40.0	--
1/10	40.0	39.9	± 0.5 dB
1/10 <sup>2</sup>	40.0	40.1	
1/10 <sup>3</sup>	40.0	40.2	± 1.0 dB
1/10 <sup>4</sup>	40.0	40.3	

Uncertainty : ± 0.1 dB

Remark : 1. UUT : Unit-Under-Test

2. The uncertainty claimed is for a confidence probability of not less than 95%.

3. Atmospheric Pressure : 1 010 hPa.

----- END -----



# Calibration Certificate

Certificate No. **03250A**

Page 1 of 3 Pages

**Customer :** Lam Geotechnics Limited

**Address :** 11/F., Centre Point, 181-185 Gloucester Road, Wanchai, Hong Kong

**Order No. :** Q01282

**Date of receipt :** 14-Jun-10

## Item Tested

**Description :** Precision Integrating Sound Level Meter

**Manufacturer :** ONO SOKKI

**Model :** LA-5110

**Serial No. :** 72302293

## Test Conditions

**Date of Test :** 21-Jun-10

**Supply Voltage :** --

**Ambient Temperature :** (23 ± 3)°C

**Relative Humidity :** (50 ± 25) %

## Test Specifications

Calibration check.

Ref. Document/Procedure: Z01.

## Test Results

All results were within the IEC 651 Type 1 & IEC 804 Class 1 specification.

The results are shown in the attached page(s).

Main Test equipment used:


<u>Equipment No.</u>	<u>Description</u>	<u>Cert. No.</u>	<u>Traceable to</u>
S017	Multi-Function Generator	C101623	SCL-HKSAR
S024	Sound Level Calibrator	93758	NIM-PRC & SCL-HKSAR

The values given in this Calibration Certificate only relate to the values measured at the time of the test and any uncertainties quoted will not include allowance for the equipment long term drift, variations with environmental changes, vibration and shock during transportation, overloading, mis-handling, or the capability of any other laboratory to repeat the measurement. Hong Kong Calibration Ltd. shall not be liable for any loss or damage resulting from the use of the equipment.

The test equipment used for calibration are traceable to International System of Units (SI).

The test results apply to the above Unit-Under-Test only

**Calibrated by :**   
P. F. Wong

**Approved by :**   
Dorothy Cheuk

This Certificate is issued by:

Hong Kong Calibration Ltd.

Unit 8B, 24/F., Well Fung Industrial Centre, No. 58-76, Ta Chuen Ping Street, Kwai Chung, NT, Hong Kong.

Tel: 2425 8801 Fax: 2425 8646

**Date:** 8-Oct-10



# Calibration Certificate

Certificate No. **03250A**

Page 2 of 3 Pages

Results :

## 1. SPL Accuracy

UUT Setting		Frequency Weighting	Dynamic Characteristic	Applied Value (dB)	UUT Reading (dB)
Level Range	Filter				
40 - 100 dB	OFF	A	FAST	94.03	94.0
			SLOW		94.0
		C	FAST		94.0
60 - 120 dB	OFF	A	FAST	94.03	94.0
			SLOW		94.0
		C	FAST		94.0
60 - 120 dB	OFF	A	FAST	113.97	113.9
			SLOW		113.9
		C	FAST		113.9

IEC 651 Type 1 Spec. :  $\pm 0.7$  dB

Uncertainty :  $\pm 0.1$  dB

## 2. Level Stability : 0.0 dB

IEC 651 Type 1 Spec. :  $\pm 0.3$  dB

Uncertainty :  $\pm 0.01$  dB


## 3. Linearity

### 3.1 Level Linearity

UUT Range (dB)	Applied Value (dB)	UUT Reading (dB)	Variation (dB)	IEC 651 Type 1 Spec. (Primary Indicator Range)
130	114.0	114.1	+0.1	$\pm 0.7$ dB
130	104.0	104.1	+0.1	
120	94.0	94.0 (Ref.)	--	
110	84.0	84.0	0.0	
100	74.0	74.1	+0.1	
90	64.0	64.1	+0.1	
80	54.0	54.0	0.0	

Uncertainty :  $\pm 0.1$  dB





# Calibration Certificate

Certificate No. 03250A

Page 3 of 3 Pages

## 3.2 Differential level linearity

UUT Range (dB)	Applied Value (dB)	UUT Reading (dB)	Variation (dB)	IEC 651 Type 1 Spec.
120	84.0	84.0	0.0	± 0.4
	94.0	94.0 (Ref.)	--	
	95.0	95.0	0.0	± 0.2

Uncertainty : ± 0.1 dB

## 4. Frequency Weighting

A weighting

Frequency	Attenuation (dB)	IEC 651 Type 1 Spec.
31.5 Hz	-40.5	- 39.4 dB, ± 1.5 dB
63 Hz	-26.9	- 26.2 dB, ± 1.5 dB
125 Hz	-16.9	- 16.1 dB, ± 1 dB
250 Hz	-9.1	- 8.6 dB, ± 1 dB
500 Hz	-3.5	- 3.2 dB, ± 1 dB
1 kHz	0.0 (Ref.)	0 dB, ± 1 dB
2 kHz	+1.5	+ 1.2 dB, ± 1 dB
5 kHz	+1.2	+ 1.0 dB, ± 1 dB
8 kHz	-1.0	- 1.1 dB, + 1.5 dB ~ - 3 dB
16 kHz	-7.0	- 6.6 dB, + 3 dB ~ ∞

Uncertainty : ± 0.1 dB

## 5. Time Averaging

Applied Burst duty Factor	Applied Leq Value (dB)	UUT Reading (dB)	IEC 804 Type 1 Spec.
continuous	40.0	40.0	--
1/10	40.0	40.0	± 0.5 dB
1/10 <sup>2</sup>	40.0	40.0	
1/10 <sup>3</sup>	40.0	40.1	± 1.0 dB
1/10 <sup>4</sup>	40.0	39.9	

Uncertainty : ± 0.1 dB

Remarks : 1. UUT : Unit-Under-Test

2. The uncertainty claimed is for a confidence probability of not less than 95%.

3. Atmospheric Pressure : 1 000 hPa.

4. This certificate is supersede our former certificate no. 03250.

----- END -----



# Calibration Certificate

Certificate No. 03445

Page 1 of 2 Pages

Customer : Lam Geotechnics Limited

Address : 11/F., Centre Point, 181-185 Gloucester Road, Wanchai, Hong Kong

Order No. : Q01282

Date of receipt : 14-Jun-10

## Item Tested

Description : Sound Level Calibrator (EL078)

Manufacturer : ONO SOKKI

Model : SC-2110

Serial No. : 00393

## Test Conditions

Date of Test : 21-Jun-10

Supply Voltage : --

Ambient Temperature : (23 ± 3)°C

Relative Humidity : (50 ± 25) %

## Test Specifications

Calibration check.

Ref. Document/Procedure: Z02.

## Test Results

All results were within the IEC 942 Class 2 specification.

The results are shown in the attached page(s).

Main Test equipment used:


<u>Equipment No.</u>	<u>Description</u>	<u>Cert. No.</u>	<u>Due Date</u>	<u>Traceable to</u>
S024	Sound Level Calibrator	93758	16-Jul-10	NIM-PRC & SCL-HKSAR
S041	Universal Counter	94005	6-Aug-10	SCL-HKSAR

The values given in this Calibration Certificate only relate to the values measured at the time of the test and any uncertainties quoted will not include allowance for the equipment long term drift, variations with environmental changes, vibration and shock during transportation, overloading, mis-handling, or the capability of any other laboratory to repeat the measurement. Hong Kong Calibration Ltd. shall not be liable for any loss or damage resulting from the use of the equipment.

The test equipment used for calibration are traceable to International System of Units (SI).

The test results apply to the above Unit-Under-Test only

Calibrated by :   
P. F. Wong

Approved by :   
Dorothy Cheuk

This Certificate is issued by:

Hong Kong Calibration Ltd.

Unit 8B, 24/F., Well Fung Industrial Centre, No. 58-76, Ta Chuen Ping Street, Kwai Chung, NT, Hong Kong.

Tel: 2425 8801 Fax: 2425 8846

Date: 25-Jun-10



# Calibration Certificate

Certificate No. 03445

Page 2 of 2 Pages

Results :

## 1. Level Accuracy (at 1 kHz)

UUT Nominal Value (dB)	Measured Value (dB)	IEC 942 Class 2 Spec.
94	94.05	$\pm 0.5$ dB

Uncertainty :  $\pm 0.2$  dB

## 2. Frequency Accuracy

UUT Nominal Value (kHz)	Measured Value (kHz)	IEC 942 Class 2 Spec.
1	0.998	$\pm 4$ %

Uncertainty :  $\pm 0.1$  %

## 3. Level Stability : 0.0 dB

IEC 942 Class 2 Spec. :  $\pm 1.2$  dB

Uncertainty :  $\pm 0.01$  dB

## 4. Total Harmonic Distortion : $< 1.2$ %

IEC 942 Class 1 Spec. :  $< 3$  %

Uncertainty :  $\pm 2.3$  % of reading

Remark : 1. UUT : Unit-Under-Test

2. The above measured values are the mean of 3 measurements.

3. The uncertainty claimed is for a confidence probability of not less than 95%.

4. Atmospheric Pressure : 1 000 hPa.

----- END -----



# Calibration Certificate

Certificate No. **06680**

Page 1 of 4 Pages

**Customer :** Lam Geotechnics Limited

**Address :** 11/F, Centre Point, 181-185 Gloucester Road, Wanchai, Hong Kong.

**Order No. :** Q02553

**Date of receipt :** 18-Nov-10

## Item Tested

**Description :** Precision Integrating Sound Level Meter

**Manufacturer :** ACO

**Model :** Type 6224

**Serial No. :** 050112

## Test Conditions

**Date of Test :** 19-Nov-10

**Supply Voltage :** --

**Ambient Temperature :**  $(23 \pm 3)^{\circ}\text{C}$

**Relative Humidity :**  $(50 \pm 25) \%$

## Test Specifications

Calibration check.

Ref. Document/Procedure: Z01.

## Test Results

All results were within the IEC 651 Type 1 & 804 Type I Specification.


The results are shown in the attached page(s).


Main Test equipment used:

<u>Equipment No.</u>	<u>Description</u>	<u>Cert. No.</u>	<u>Traceable to</u>
S017A	Multi-Function Generator	00804	SCL-HKSAR
S024	Sound Level Calibrator	04062	NIM-PRC & SCL-HKSAR

The values given in this Calibration Certificate only relate to the values measured at the time of the test and any uncertainties quoted will not include allowance for the equipment long term drift, variations with environmental changes, vibration and shock during transportation, overloading, mis-handling, or the capability of any other laboratory to repeat the measurement. Hong Kong Calibration Ltd. shall not be liable for any loss or damage resulting from the use of the equipment.

The test equipment used for calibration are traceable to International System of Units (SI).  
The test results apply to the above Unit-Under-Test only

**Calibrated by :**   
P. F. Wong

**Approved by :**   
Dorothy Cheuk

This Certificate is issued by:  
Hong Kong Calibration Ltd.  
Unit 8B, 24/F., Well Fung Industrial Centre, No. 58-76, Ta Chuen Ping Street, Kwai Chung, NT, Hong Kong.  
Tel: 2425 8801 Fax: 2425 8646

**Date:** 23-Nov-10



# Calibration Certificate

Certificate No. **06680**

Page 2 of 4 Pages

Results :

## 1. SPL Accuracy

UUT Setting			Applied Value (dB)	UUT Reading (dB)
Level Range (dB)	Weight	Time Const.		
20 – 100	L <sub>A</sub>	Fast	94.0	94.3
		Slow		94.3
	L <sub>C</sub>	Fast		94.3
30 – 120	L <sub>A</sub>	Fast	94.0	94.4
		Slow		94.4
	L <sub>C</sub>	Fast		94.4
30 – 120	L <sub>A</sub>	Fast	114.0	94.3
		Slow		94.3
	L <sub>C</sub>	Fast		94.3

IEC 651 Type 1 Spec. :  $\pm 0.7$  dB

Uncertainty :  $\pm 0.1$  dB

## 2. Level Stability : 0.0 dB

IEC 651 Type 1 Spec. :  $\pm 0.3$  dB

Uncertainty :  $\pm 0.01$  dB

## 3. Linearity

### 3.1 Level Linearity

UUT Range (dB)	Applied Value (dB)	UUT Rdg (dB)	Variation (dB)	IEC 651 Type 1 Spec. (Primary Indicator Range)
140	114.0	114.5	+0.1	$\pm 0.7$ dB
130	104.0	104.4	0.0	
120	94.0	94.4 (Ref.)	--	
110	84.0	84.1	-0.3	
100	74.0	74.2	-0.2	
90	64.0	64.1	-0.3	
80	54.0	54.1	-0.3	

Uncertainty :  $\pm 0.1$  dB



# Calibration Certificate

Certificate No. **06680**

Page 3 of 4 Pages

## 3.2 Differential level linearity

UUT Range (dB)	Applied Value (dB)	UUT Rdg (dB)	Variation (dB)	IEC 651 Type 1 Spec.
120	84.0	84.1	-0.3	± 0.4
	94.0	94.4 (Ref.)	- -	
	95.0	95.4	0.0	± 0.2

Uncertainty : ± 0.1 dB

## 4. Frequency Weighting

A weighting

Frequency	Attenuation (dB)	IEC 651 Type 1 Spec.
31.5 Hz	-39.3	- 39.4 dB, ± 1.5 dB
63 Hz	-26.2	- 26.2 dB, ± 1.5 dB
125 Hz	-16.1	- 16.1 dB, ± 1 dB
250 Hz	-8.7	- 8.6 dB, ± 1 dB
500 Hz	-3.3	- 3.2 dB, ± 1 dB
1 kHz	0.0 (Ref)	0 dB, ± 1 dB
2 kHz	+1.3	+ 1.2 dB, ± 1 dB
4 kHz	+0.9	+ 1.0 dB, ± 1 dB
8 kHz	-1.2	- 1.1 dB, + 1.5 dB ~ -3 dB
16 kHz	-5.8	- 6.6 dB, + 3 dB ~ - ∞

Uncertainty : ± 0.1 dB



# Calibration Certificate

Certificate No. 06680

Page 4 of 4 Pages

## 4. Time Averaging

Applied Burst duty Factor	Applied Leq Value (dB)	UUT Reading (dB)	IEC 804 Type 1 Spec.
continuous	40.0	40.0	--
1/10	40.0	39.9	± 0.5 dB
1/10 <sup>2</sup>	40.0	39.9	
1/10 <sup>3</sup>	40.0	40.3	± 1.0 dB
1/10 <sup>4</sup>	40.0	40.3	

Uncertainty : ± 0.1 dB

- Remark : 1. UUT : Unit-Under-Test  
2. The uncertainty claimed is for a confidence probability of not less than 95%.  
3. Atmospheric Pressure : 1 009 hPa.

----- END -----



# Calibration Certificate

Certificate No. 06681

Page 1 of 2 Pages

**Customer :** Lam Geotechnics Limited

**Address :** 11/F, Centre Point, 181-185 Gloucester Road, Wanchai, Hong Kong.

**Order No. :** Q02553

**Date of receipt :** 18-Nov-10

## Item Tested

**Description :** Sound Level Calibrator (EL469)

**Manufacturer :** ACO

**Model :** --

**Serial No. :** 050213

## Test Conditions

**Date of Test :** 19-Nov-10

**Supply Voltage :** --

**Ambient Temperature :**  $(23 \pm 3)^{\circ}\text{C}$

**Relative Humidity :**  $(50 \pm 25) \%$

## Test Specifications

Calibration check.

Ref. Document/Procedure: F21, Z02.

## Test Results

All results were within the IEC 942 Class 1 specification.

The results are shown in the attached page(s).

Main Test equipment used:


<u>Equipment No.</u>	<u>Description</u>	<u>Cert. No.</u>	<u>Traceable to</u>
S014	Spectrum Analyzer	03926	NIM-PRC & SCL-HKSAR
S024	Sound Level Calibrator	04062	NIM-PRC & SCL-HKSAR
S041	Universal Counter	04461	SCL-HKSAR
S206	Sound Level Meter	04462	SCL-HKSAR

The values given in this Calibration Certificate only relate to the values measured at the time of the test and any uncertainties quoted will not include allowance for the equipment long term drift, variations with environmental changes, vibration and shock during transportation, overloading, mis-handling, or the capability of any other laboratory to repeat the measurement. Hong Kong Calibration Ltd. shall not be liable for any loss or damage resulting from the use of the equipment.

The test equipment used for calibration are traceable to International System of Units (SI).

The test results apply to the above Unit-Under-Test only

**Calibrated by :**   
P. F. Wong

**Approved by :**   
Dorothy Cheuk

**Date:** 23-Nov-10





# Calibration Certificate

Certificate No. 06681

Page 2 of 2 Pages

Results :

## 1. Level

UUT Nominal Value (dB)	Measured Value (dB)	IEC 942 Class 1 Spec.
94	94.22	± 0.3 dB

The above measured values are the mean of 3 measurements.

Uncertainty : ± 0.1 dB

## 2. Frequency

UUT Nominal Value	Measured Value	IEC 942 Class 1 Spec.
1 kHz	0.9834 kHz	± 2 %

Uncertainty : ± 3.6 x 10<sup>-6</sup>

## 3. Level Stability : 0.0 dB

IEC 942 Class 1 Spec. : ± 0.1 dB

Uncertainty : ± 0.01 dB

## 4. Total Harmonic Distortion : < 0.2 %

IEC 942 Class 1 Spec. : < 3 %

Uncertainty : ± 2.3 % of reading

Remark : 1. UUT : Unit-Under-Test

2. The uncertainty claimed is for a confidence probability of not less than 95%.

3. Atmospheric Pressure : 1 009 hPa.

----- END -----



TISCH ENVIRONMENTAL, INC.  
 145 SOUTH MIAMI AVE.  
 VILLAGE OF CLEVELAND, OH 45002  
 513.467.9000  
 877.263.7610 TOLL FREE  
 513.467.9009 FAX  
 WWW.TISCH-ENV.COM

**AIR POLLUTION MONITORING EQUIPMENT**

ORIFICE TRANSFER STANDARD CERTIFICATION WORKSHEET TE-5025A

Date - Jun 28, 2010 Rootsometer S/N 9833620 Ta (K) - 298  
 Operator Tisch Orifice I.D. - 0005 Pa (mm) - 745.49

PLATE OR Run #	VOLUME START (m3)	VOLUME STOP (m3)	DIFF VOLUME (m3)	DIFF TIME (min)	METER	ORFICE
					DIFF Hg (mm)	DIFF H2O (in.)
1	NA	NA	1.00	1.3860	3.2	2.00
2	NA	NA	1.00	0.9740	6.4	4.00
3	NA	NA	1.00	0.8730	7.9	5.00
4	NA	NA	1.00	0.8320	8.8	5.50
5	NA	NA	1.00	0.6850	12.7	8.00

DATA TABULATION

Vstd	(x axis) Qstd	(y axis)	Va	(x axis) Qa	(y axis)
0.9767	0.7047	1.4006	0.9957	0.7184	0.8941
0.9725	0.9985	1.9808	0.9914	1.0179	1.2645
0.9704	1.1116	2.2146	0.9893	1.1332	1.4137
0.9693	1.1650	2.3227	0.9882	1.1877	1.4828
0.9641	1.4075	2.8013	0.9829	1.4349	1.7883
Qstd slope (m) = 1.99628			Qa slope (m) = 1.25003		
intercept (b) = -0.00699			intercept (b) = -0.00446		
coefficient (r) = 0.99995			coefficient (r) = 0.99995		
y axis = SQRT[H2O(Pa/760)(298/Ta)]			y axis = SQRT[H2O(Ta/Pa)]		

CALCULATIONS

$$Vstd = \text{Diff. Vol} [(Pa - \text{Diff. Hg}) / 760] (298 / Ta)$$

$$Qstd = Vstd / \text{Time}$$

$$Va = \text{Diff Vol} [(Pa - \text{Diff Hg}) / Pa]$$

$$Qa = Va / \text{Time}$$

For subsequent flow rate calculations:

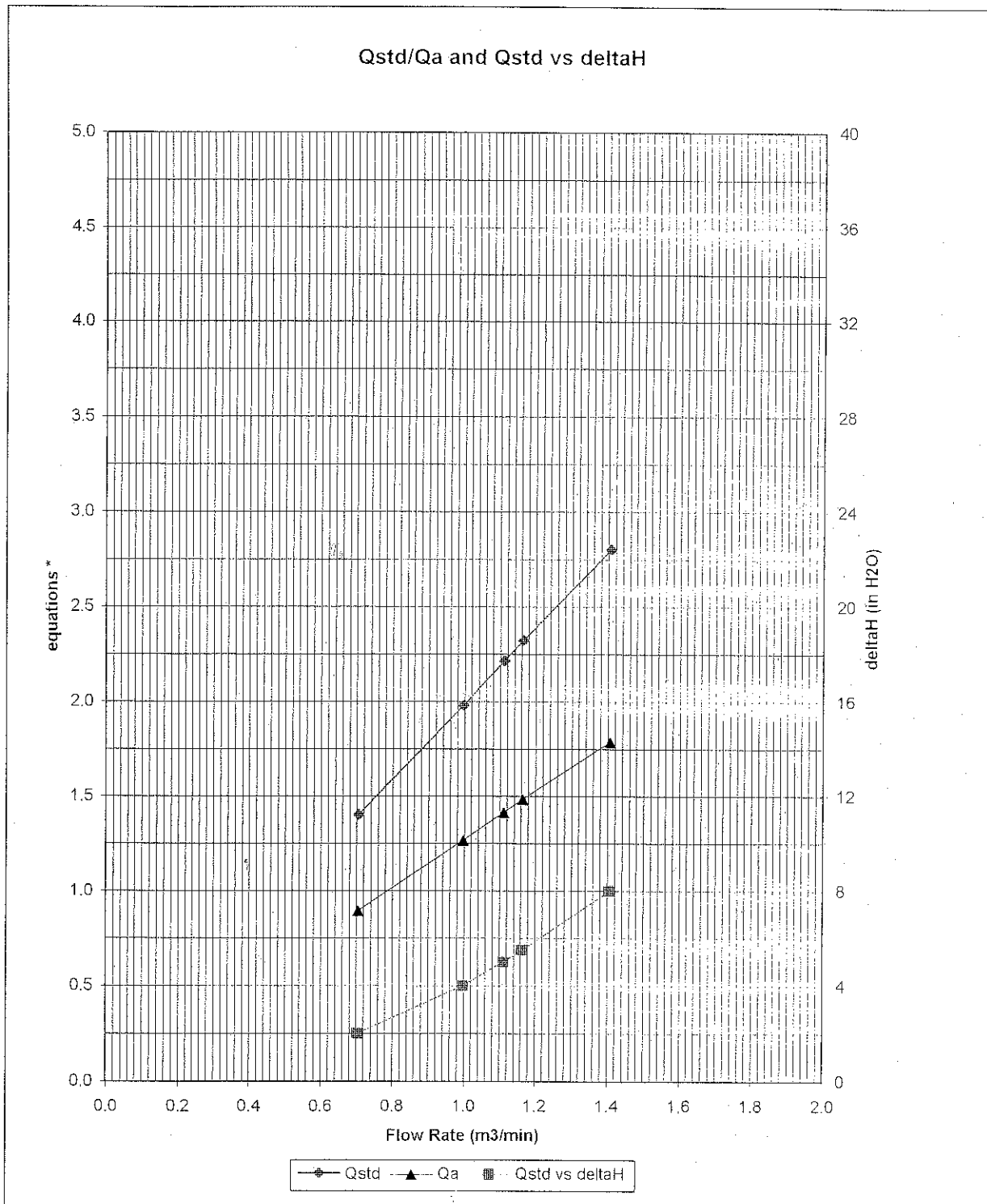
$$Qstd = 1/m \{ [\text{SQRT}(H2O(Pa/760)(298/Ta))] - b \}$$

$$Qa = 1/m \{ [\text{SQRT} H2O(Ta/Pa)] - b \}$$



TISCH ENVIRONMENTAL, INC.  
 145 SOUTH MIAMI AVE.  
 VILLAGE OF CLEVELAND, OH 45002  
 513.467.9000  
 877.263.7610 TOLL FREE  
 513.467.9009 FAX  
 WWW.TISCH-ENV.COM

AIR POLLUTION MONITORING EQUIPMENT



\* y-axis equations:

Qstd series: 
$$\sqrt{\Delta H \left( \frac{P_a}{P_{std}} \right) \left( \frac{T_{std}}{T_a} \right)}$$

Qa series: 
$$\sqrt{(\Delta H (T_a / P_a))}$$

#0005

**CERTIFICATE OF CALIBRATION**

Certificate No. : 2KS100705-2

Page 1 of 2

**Calibration of :**

<b>Description</b> :	Sound Level Meter	,	Microphone
<b>Manufacture</b> :	Brüel & Kjær		
<b>Type No.</b> :	2250	,	4950
<b>Serial No.</b> :	2722311		2698703

**Client :**

Lam Geotechnics Limited  
11/F, Centre Point  
181-185 Gloucester Road  
Wanchai  
Hong Kong

**Calibration Conditions :**

<b>Air Temperature</b> :	23	°C
<b>Air Pressure</b> :	101.9	kPa
<b>Relative Humidity</b> :	62	%

**Test Specifications :**

The Sound Level Meter has been calibrated in accordance with the requirements as specified in IEC 60651 and IEC 60804 type 1, and vendor specific procedures.

The measurements has been performed with the assistance of :  
Brüel & Kjær's Sound Level Meter Calibration System B&K 9600 CAL2238A, Ver.25.10.1999  
The standard(s) and instrument(s) used in the calibration are traceable to international standard and are calibrated on a schedule which is adjusted to maintain the required accuracy level.

**Test Result :**


A list of the performed (sub) tests is stated on page 2 of this certificate. Actual Measurement are documented on worksheet.

Date of Calibration : 03 Aug, 2010

Certificate issued : 03 Aug, 2010

Calibrated By :

Approved signatory :

  
Dai Bin  
Jacky Leung

Reproduction of the complete certificate is allowed. Parts of the certificate may only be reproduced after written permission.

## CERTIFICATE OF CALIBRATION

**Certificate No. :** 2KS100705-2

**Page 2 of 2**

**Results :**

List of performed (sub) test with test status:

“OK” Means the result of the (sub)test is Inside the tolerances stated in the test specifications.

“ - ” Means the result of the (sub)test is Outside these tolerances.

<b>Test :</b>	<b>Subtest :</b>	<b>Status :</b>
Noise	A	OK
Noise	C	OK
Noise	Lin	OK
Frequency Weighting	A	OK
Frequency Weighting	C	OK
Frequency Weighting	Lin	OK
Level Range Control	1000 Hz	OK
Linearity Range	SPL 10dB 4000 Hz	OK
Linearity Range	SPL 1dB 1000 Hz	OK
Linearity Range	Leq	OK
Linearity Range	SEL	OK
RMS Detector	CF 3	OK
RMS Detector	CF 5	OK
RMS Detector	CF 10	OK
RMS Detector	Symmetry	OK
Time Weighting	Difference Indication	OK
Time Weighting	Single Burst FAST	OK
Time Weighting	Single Burst SLOW	OK
Time Weighting	Single Burst IMPULSE	OK
Time Weighting	Repetitive Burst	OK
Time Weighting	Peak	OK
Time Averaging		OK
Pulse Range		OK
Overload	SPL	OK
Overload	SEL	OK
Acoustic Response	A	OK
Acoustic Response	Lin	OK

**Calibration Equipment :**

Brüel & Kjær's Sound Level Meter Calibration System B&K 9600 CAL2238A, Ver.25.10.1999

<b>Description :</b>	<b>Make &amp; Model :</b>	<b>Serial No. :</b>	<b>Last Cal. Date :</b>	<b>Traceable to:</b>
Digital Multi-meter	Datron 1281	27361	30 Sept, 2009	HKSCS (HOKLAS)
Sine/Noise Generator	B&K 1049	1314978	Test	B&K Conformance
Test Waveform Generator	B&K 5918	1482949	Test	B&K Conformance
Acoustical Calibrator	B&K 4226	1843103	11 Aug 2009	NPL via B&K (DANAK)

Calibrated By : *Dai & M*  
Date : 03 Aug 2010

Checked By : *Janly*  
Date : 03 Aug, 2010

**Calibration Data for High Volume Sampler (TSP Sampler)**

Location : IFC-E  
 Equipment no. : EL455

Calibration Date : 29-Oct-10  
 Calibration Due Date : 29-Dec-10

**CALIBRATION OF CONTINUOUS FLOW RECORDER**

Ambient Condition			
Temperature, $T_a$	304	Kelvin	Pressure, $P_a$
			1012 mmHg

Orifice Transfer Standard Information					
Equipment No.	EL086	Slope, $m_c$	1.99628	Intercept, $b_c$	-0.06990
Last Calibration Date	28-Jun-10	$(H \times P_a / 1013.3 \times 298 / T_a)^{1/2}$ $= m_c \times Q_{std} + b_c$			
Next Calibration Date	28-Jun-11				

Calibration of RSP						
Calibration Point	Manometer Reading			$Q_{std}$ ( $m^3 / min.$ ) X-axis	Continuous Flow Recorder, W (CFM)	IC ( $W(P_a/1013.3 \times 298/T_a)^{1/2}/35.31$ ) Y-axis
	(up)	(down)	(difference)			
1	6.45	6.45	12.9	1.8152	63	62.3352
2	5.1	5.1	10.2	1.6180	55	54.4196
3	4	4	8	1.4369	47	46.5040
4	2.55	2.55	5.1	1.1543	34	33.6412
5	1.6	1.55	3.1	0.9077	22	21.7678

By Linear Regression of Y on X

Slope, m = 44.8283      Intercept, b = -18.4175  
 Correlation Coefficient\* = 0.9995  
 Calibration Accepted = Yes/No\*\*

\* if Correlation Coefficient &lt; 0.990, check and recalibration again.

\*\* Delete as appropriate.

Remarks : \_\_\_\_\_  
 \_\_\_\_\_

Calibrated by : Derek Lo  
 Date : 29-Oct-10

Checked by : Cherry Mak  
 Date : 29-Oct-10

**Calibration Data for High Volume Sampler (TSP Sampler)**

Location : IFC-W  
 Equipment no. : EL080

Calibration Date : 29-Oct-10  
 Calibration Due Date : 29-Dec-10

**CALIBRATION OF CONTINUOUS FLOW RECORDER**

Ambient Condition			
Temperature, $T_a$	304	Kelvin	Pressure, $P_a$
			1012 mmHg

Orifice Transfer Standard Information					
Equipment No.	EL086	Slope, $m_c$	1.99628	Intercept, $b_c$	-0.06990
Last Calibration Date	28-Jun-10	$(H \times P_a / 1013.3 \times 298 / T_a)^{1/2}$ $= m_c \times Q_{std} + b_c$			
Next Calibration Date	28-Jun-11				

Calibration of RSP						
Calibration Point	Manometer Reading			$Q_{std}$ ( $m^3 / min.$ ) X-axis	Continuous Flow Recorder, W (CFM)	IC ( $W(P_a/1013.3 \times 298 / T_a)^{1/2} / 35.31$ ) Y-axis
	(up)	(down)	(difference)			
1	6.25	6.25	12.5	1.7874	52	51.4512
2	5.0	5.0	10.0	1.6024	44	43.5357
3	3.85	3.85	7.7	1.4104	37	36.6095
4	2.5	2.5	5	1.1433	28	27.7045
5	1.6	1.55	3.1	0.9077	18	17.8100

By Linear Regression of Y on X

Slope, m = 37.4079      Intercept, b = -15.8351  
 Correlation Coefficient\* = 0.9991  
 Calibration Accepted = Yes/No\*\*

\* if Correlation Coefficient &lt; 0.990, check and recalibration again.

\*\* Delete as appropriate.

Remarks : \_\_\_\_\_  
 \_\_\_\_\_

Calibrated by : Derek Lo  
 Date : 29-Oct-10

Checked by : Cherry Mak  
 Date : 29-Oct-10

**Calibration Data for High Volume Sampler (TSP Sampler)**

Location : CMA2a  
 Equipment no. : EL449

Calibration Date : 29-Oct-10  
 Calibration Due Date : 29-Dec-10

**CALIBRATION OF CONTINUOUS FLOW RECORDER**

Ambient Condition			
Temperature, T <sub>a</sub>	305	Kelvin	Pressure, P <sub>a</sub>
			1008 mmHg

Orifice Transfer Standard Information					
Equipment No.	EL086 (Serial no. 9833620)	Slope, m <sub>c</sub>	1.99628	Intercept, b <sub>c</sub>	-0.06990
Last Calibration Date	28-Jun-10	$(H \times P_a / 1013.3 \times 298 / T_a)^{1/2}$ $= m_c \times Q_{std} + b_c$			
Next Calibration Date	28-Jun-11				

Calibration of RSP						
Calibration Point	Manometer Reading			Q <sub>std</sub> (m <sup>3</sup> / min.) X-axis	Continuous Flow Recorder, W (CFM)	IC (W(P <sub>a</sub> /1013.3x298/T <sub>a</sub> ) <sup>1/2</sup> /35.31) Y-axis
	(up)	(down)	(difference)			
1	6.55	6.55	13.1	1.8225	52	51.2652
2	5.2	5.2	10.4	1.6276	45	44.3641
3	3.95	3.95	7.9	1.4231	40	39.4348
4	2.5	2.5	5	1.1393	30	29.5761
5	1.5	1.5	3.0	0.8904	21	20.7033

By Linear Regression of Y on X

Slope, m = 32.3499                      Intercept, b = -7.5929  
 Correlation Coefficient\* = 0.9984  
 Calibration Accepted = Yes/No\*\*

\* if Correlation Coefficient &lt; 0.990, check and recalibration again.

\*\* Delete as appropriate.

Remarks : \_\_\_\_\_  
 \_\_\_\_\_

Calibrated by : Derek Lo  
 Date : 29-Oct-10

Checked by : Cherry Mak  
 Date : 29-Oct-10